






## 2. Tail Assembly



A. Assemble the tail group over the full size drawing covered with wax paper.



B. Rudder and Vertical stabilizer. (15 parts)



C. Elevator and Horizontal stabilizer. (32 parts) There is a carbon fiber rod joiner that is glued in the slot on the two elevator halves. Covering is easier if the rod is glued in after the covering is applied.